

Pressure Injectable Arrowgard Blue Plus® Four-Lumen CVC

PI CVC KIT: 4-L 8.5 FR X 20 CM AGB+

SKU / Article #: CA-45854-P1A

Highlights

Antimicrobial: Arrowgard Blue Plus*
Sharps Safety

Considerations

*Chlorhexidine
Not made with natural rubber latex.

Sales Quantity/Case: 5

Representative photo(s): actual product specifications may vary from that shown in the photo

Pressure Injectable Arrowg+ard Blue Plus® Four-Lumen CVC

SKU / Article #: CA-45854-P1A


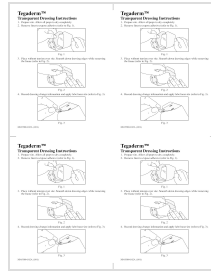


Quantity	Component Description
1	Arrowg+ard Blue Plus® ¹ Four-Lumen Catheter: 8.5 Fr. (3.0 mm OD) x 20 cm, Pressure Injectable
1	Spring-Wire Guide, Marked: .032" (0.81 mm) dia. x 23-5/8" (60 cm) (Straight Soft Tip on One End - "J" Tip on Other) with Arrow Advancer
1	Catheter: 18 Ga. x 2-1/2" (6.35 cm) Radiopaque over 20 Ga. RW Introducer Needle
1	Pressure Transduction Probe
1	Introducer Needle: Echogenic 18 Ga. x 2-1/2" (6.35 cm) XTW and 5 mL Arrow® Raulerson Spring-Wire Introduction Syringe
1	Injection Needle: Eclipse™ ² 23 Ga. x 1-1/2" (3.81 cm) and 5 mL Luer-Slip Syringe
1	Injection Needle: Eclipse™ ² 25 Ga. x 1" (2.54 cm) and 3 mL Luer-Lock Syringe
1	Syringe: 10 mL Luer-Lock
1	Tissue Dilator: 10 Fr. (3.5 mm) x 10.2 cm
1	SecondSite™ Adjustable Hub: Fastener
1	SecondSite™ Adjustable Hub: Catheter Clamp
1	SharpsAway® II Locking Disposal Cup
1	SharpsAway® Disposal Cup
1	Drape: 41" x 55" with 4" fenestration
1	Needle Holder
1	Safety Scalpel: #11
1	Checklist/CLIP Sheet
1	Sterile Procedure Sign
2	Gauze Pad: 2" x 2" (5 cm x 5 cm)
5	Gauze Pad: 4" x 4" (10 cm x 10 cm)
1	Dressing: Tegaderm® ³ 10 cm x 12 cm
1	Suture: 3-0 Silk with Curved Needle
1	HemoHopper® Fluid Receptacle

¹ Licensed under US Patent No. 7,329,412.

² A trademark of Becton, Dickinson and Company.

³ A registered trademark of 3M Company.

Documents



The products in this catalog may not be available in all countries. Please contact your local representative.

Indications, contraindications, warnings and instructions for use can be found in the Product Instructions for Use available under the Documents section on this page, where an IFU is available.