

Pressure Injectable Arrowg+ard Blue Advance® Three-Lumen PICC with 130 cm Hydrophilic-Coated Nitinol Guidewire  
CG+ PICC SET: 3L 6FR X 55CM W/130CM SWG

SKU / Article #: PR-45563-HPHNL

### Highlights

Antimicrobial: Arrowg+ard Blue Advance\*  
Antithrombogenic: Arrowg+ard Blue Advance\*

### Considerations

\*Chlorhexidine  
Not made with natural rubber latex.  
###MR Safe

Sales Quantity/Case: 5



*Representative photo(s): actual product specifications may vary from that shown in the photo*

# Pressure Injectable Arrowgard Blue Advance® Three-Lumen PICC with 130 cm Hydrophilic-Coated Nitinol Guidewire





SKU / Article #: PR-45563-HPHNL

Quantity	Component Description
1	Three Lumen TaperFree® Catheter with Arrowgard Blue Advance® Antimicrobial/Antithrombogenic Protection <sup>1</sup> : 6 Fr. (2.11 mm OD) x 55 cm, Pressure Injectable, Blue FlexTip®
1	GlideThru™ Peel-Away Sheath: 6 Fr. x 4" (10 cm) Radiopaque over 6 Fr. Dilator
1	Spring-Wire Guide, Nitinol, Marked: .018" (0.46 mm) dia. x 17-3/4" (45 cm) (Straight Soft Tip on One End - Straight Stiff Tip on Other)
1	Guidewire, Marked: .018" (0.46 mm) dia. x 130 cm Hydrophilic-Coated Nitinol with Soft Tip Tungsten Coil
1	Introducer Needle: Echogenic 21 Ga. x 2-3/4" (7 cm) TW
1	Syringe: 10 mL Luer-Lock
3	Dust Cap: Non-Vented
1	SecondSite™ Adjustable Hub: Fastener
1	SecondSite™ Adjustable Hub: Catheter Clamp
1	Catheter Trimmer
1	Safety Scalpel: #11
1	Patient ID Card
1	Chart Sticker
1	Patient Information Booklet
1	Checklist/CLIP Sheet
1	Paper Tape Measure
1	Dressing: STATLOCK® <sup>2</sup> PICC Plus Catheter Stabilization Device

<sup>1</sup> Licensed under US Patent No. 7,329,412.

<sup>2</sup> A registered trademark of C. R. Bard, Inc.

## Documents



SCROLL TO VIEW MORE →

The products in this catalog may not be available in all countries. Please contact your local representative.

Indications, contraindications, warnings and instructions for use can be found in the Product Instructions for Use available under the Documents section on this page, where an IFU is available.

© 2025 Teleflex Incorporated. All Rights Reserved.